

 i2010 - A European Information Society for
growth and employment

BIRRA WORKSHOP
Holar – 15 June 2006

BENCHMARKING i2010



 **i2010 - BENCHMARKING**


- Introduction
- Benchmarking on
 - First pillar
 - Second Pillar
 - Third Pillar



 **Benchmarking of i2010 - introduction**


- i2010 - 3 priorities
 - Completing the Single European Information Space
 - Strengthening R&D in ICT and the take up of e-business
 - Achieving an Inclusive European Information society






Benchmarking of i2010 - introduction


- Benchmarking - monitoring the achievement of the i2010 priorities.
- List of indicators
 - Selected through discussions with Members States and Eurostat
 - Adopted by the i2010 High level group on the 20th of April.
- Progress will be monitored annually – first edition May 2006
- Source: mainly the Community surveys on ICT use by households and enterprises.






Benchmarking i2010 – 1st pillar


- Topics covered by the indicators on the 1st pillar
 - Development of broadband
 - Broadband coverage
 - % of population covered (ad hoc study)
 - Broadband take-up
 - Number of subscribers per technology (survey of operators)
 - % enterprises and household with broadband (Community surveys)
 - Speed and prices of connection
 - Subscription numbers broken down by speed (survey of operators)
 - Multifirm platform to the internet
 - Internet access broken down by kind of device (Community survey on ICT use by households)






Benchmarking i2010 – 1st pillar


- Use of advanced services (Community survey on ICT use by households)
 - % of regular internet users
 - % of individuals using specific internet services (including digital broadcasting services, online games and music, e-commerce, internet banking,)
- Security
 - Special module of the Community survey on security.
- Impact of convergence (National Accounts, SBS, Groningen database)
 - Weight of the ICT sector of terms of GDP
 - Contribution of the ICT sector to the growth of the economy






Benchmarking i2010 – 2nd pillar


- **Second pillar – 3 main areas:**
 - ✓ Research and innovation in the ICT producing sector
 - ✓ ICT led innovation in the rest of the economy: uptake of ICT and e-business (main source of productivity gain)
 - ✓ Impact of ICT adoption on enterprises






Benchmarking i2010 – 2nd pillar


- **Research and innovation in the ICT sector (Community survey on R&D)**
 - Investment in ICT research by the private and public sector
 - as % of GDP
 - as % total R&D investment






Benchmarking i2010 – 2nd pillar


- **Adoption of ICT by businesses**
 - 3 main areas:
 - Connectivity and basic uptake
 - e-Commerce
 - e-Business
 - core indicators complemented by specific modules
 - 2007 e-skills, 2008 e-business, 2009 e-commerce, 2010 security
 - Source: Community survey on ICT use in enterprises






Benchmarking i2010 – 2nd pillar


- Impact of ICT by businesses
 - Investment in ICT:
 - Eurostat pilot study
 - Productivity
 - University of Groningen database
 - Micro data linking
 - Employment and skills
 - ICT user and ICT specialist skills
 - Source: labour force survey






Benchmarking i2010 – 3rd pillar


- Areas covered
 - eInclusion
 - digital literacy
 - eGovernment







Benchmarking i2010 – 3rd pillar


- e-Inclusion
 - Socio-economic factors in the Community survey on households.
 - Reasons for not having internet/broadband at home
 - Places for accessing internet (home, work, school, public internet access)



 **Benchmarking i2010 – 3rd pillar**


- **e-Inclusion**
 - Ad hoc studies foreseen
- **digital literacy**
 - Special module of the ICT Community survey in 2006
- **e-Government**
 - Availability & sophistication of online public services (CapGemini survey)
 - Use of online public services by citizens and businesses (Community surveys)
 - Impact: back office restructuring and impact on users (eGep findings, pilot study on developing eGov indicators, “benchlearning”, ad-hoc surveys)

 European Commission

 **Benchmarking i2010**

More info?
http://europa.eu.int/information_society/europe/i2010/benchmarking/index_en.htm

THANK YOU FOR YOUR ATTENTION!
juan.arregui-mc-gullion@ec.europa.eu

 European Commission
